


**Practice Exercises for the 2011-2012  
South Carolina All-State Band Audition  
Senior Etude: Voxman p.19**

Brad Edwards - Trombone Professor - USC School of Music

**#1 Keeping that rhythm solid in 12/8 time.**

With two people, have one person play this while the other plays from the etude.

$\text{♩} = 52$



**#2 Another good one to help with rhythm**



**#3 Duplets vs. Triplets**

Use a metronome. Play as a duet. Make sure the difference is clear.




**#4 Using Natural Slurs**

Trying playing the slurred notes without the tongue. Keep the air flowing while moving the slide quickly and accurately. This will improve embouchure control. In the audition, only use the natural slurs if you can do them every time without missing.



### #5 Clear articulations and good slide technique


At first, play this slowly and make sure your slide really hits all the positions. Speed up only when you have it very solid. Make sure that the downbeat E doesn't melt into the slur.



### #6 Approaching the G with confidence

Remember that the high G is in raised 2nd position (because the 7th partial of the overtone series is flat).

**Good Breath!**



### #7 Tuning the 6th Partial E

The 6th partial is usually sharp. Lower your slide a bit. Use a tuner but remember: listen first, then look.



### #8 Building Speed

Start slow, get faster. Keep it relaxed and clean.

